

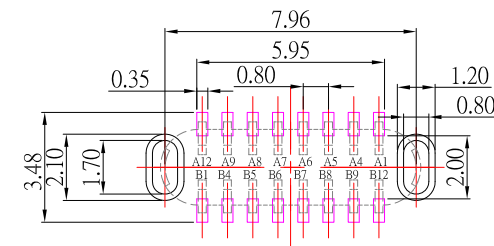
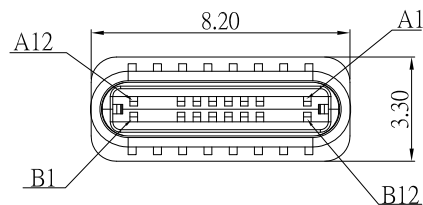
TID:10052



SBC-161VS2-20x-S412

鍍層厚度:

Blank : 1u"
2 : 15u"
3 : 30u"



RECOMMENDED P.C.B. LAYOUT

SPECIFICATIONS

Electrical:

- 1.Rating: , 3.0 A
- 2.Dielectric Withstand Voltage: 100V AC
- 3.Contact Resistance: 40 mΩ Max
- 4.Insulation Resistance: 100 MΩ Min

Mechanical:

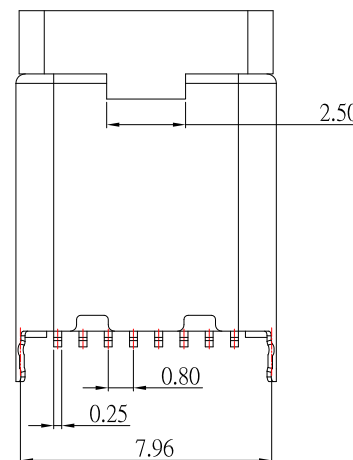
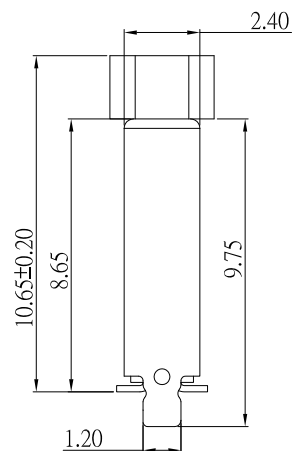
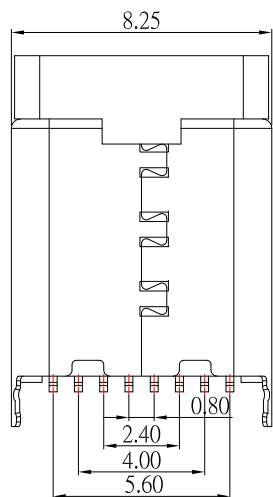
- 1.Connector Mate and Unmate Force
 - 1.1 Mate force: 5~20 N
 - 1.2 Unmate force: 8~20 N

Material:

- 1.Housing: LCP
- 2.Contact: C7025
- 3.Shell: SUS

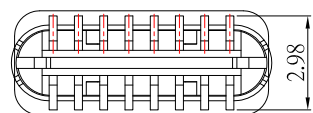
Finish:

- 1.Contact: Plated Gold in Mating Area ;
Tin Plated on Solder Balls ;
Nickel under plated overall
- 2.Shell: Nickel under Plated surface layer



USB TYPE-C PIN ASSIGNMENTS

PIN NUMBER	A1	A2	A3	A4	A5	A6	A7	A8	A9	A10	A11	A12
SIGNAL NAME	GND	/	/	VBUS	CC1	D+	D-	SBU1	VBUS	/	/	GND
PIN NUMBER	B12	B11	B10	B9	B8	B7	B6	B5	B4	B3	B2	B1
SIGNAL NAME	GND	/	/	VBUS	SBU2	D-	D+	CC2	VBUS	/	/	GND



CONTACT 建倚科技股份有限公司
CONTACT TECHNOLOGY CORP.

TOLERANCE UNLESS OTHERWISE STATED:

Up to 5 ±0.2
Above 5 ~ 15 ±0.3
Above 15 ~ 30 ±0.4
Above 30 ~ 50 ±0.5
Angle ±0.3°

3RD. ANGEL'S



UNITS MM

DRAWN BY: Jack Lu
CHECKED BY: Jacky Chen
APPROVED BY: Tony Kao

DATE: 09/28/23
DATE: 09/28/23
DATE: 09/28/23

MAT'L
FINISH
SCALE: 1 : 1
SHEET NO. 1 of 1

TITLE: CONNECTOR
MODLE: USB C TYPE 2.0 Male 直立式H8.65 SMT
DWG NO.: SBC-161VS2-20x-S412
PART NO.: SBC-161VS2-20x-S412

SIZE: A4
VER: R1

1	新增 TID 號碼	Jack	092823
ITEM NO.	DESCRIPTION	DRAWN	DATE